







INDUSTRIAL ETHERNET SWITCHES – SYSTEM LEVEL • 8-PORT

	 NM10	 NM11	 NM30	 NM31
Channels	8 × 1000BASE-T	8 × 1000BASE-T	8 × 1000BASE-T	8 × 1000BASE-T
Management	Smart Managed	Smart Managed	Fully Managed	Fully Managed
Front Connector	M12 D-coded, A-coded or X-coded	M12 D-coded, A-coded or X-coded	M12 D-coded, A-coded or X-coded	M12 D-coded, A-coded or X-coded
Dimensions	(W) 220 mm, (D) 164 mm, (H) 44.1 mm	(W) 220 mm, (D) 164 mm, (H) 44.1 mm	(W) 220 mm, (D) 164 mm, (H) 44.1 mm	(W) 220 mm, (D) 164 mm, (H) 44.1 mm
Consumption	