







Switch, Router, Gateway & WAP Devices



System-Level: Industrial Ethernet Switches

	Type	Channels	Management	PoE	Dimensions	Front Connector	Consumption	Software
NH30 	Half 19-inch, rack or wall-mount	25 x 1000BASE-T, or 24 x 1000BASE-T and 1 x 2.5 Gb SFP	Managed		210 x 175 x 225 mm	RJ45, M12 or SFP (depending on configuration)	30 W (in basic configuration)	Management firmware
NM10 	Wall-mount or DIN-rail	8 x 1000BASE-T	Smart Managed		44.1 x 220 x 164 mm	M12	10 W max.	No
NM11 	Wall-mount or DIN-rail	8 x 1000BASE-T	Smart managed	PoE+ up to 61.6 W	44.1 x 220 x 164 mm	M12	85 W max. (with PoE)	No
NM30 	Wall-mount or DIN-rail	8 x 1000BASE-T	Managed		44.1 x 220 x 164 mm	M12	10 W max.	Management firmware
NM31 	Wall-mount or DIN-rail	8 x 1000BASE-T	Managed	PoE+ up to 61.6 W	44.1 x 220 x 164 mm	M12	85 W max. (with PoE)	Management firmware

System-Level: Mobile Gateway & WLAN Access Point






	Type	Channels	Management	Dimensions	Front Connector	Consumption	Software
NM50 	Wall-mount or DIN-rail	2 x 1000BASE-T	Unmanaged	44.1 x 220 x 164 mm	<ul style="list-style-type: none"> ▪ M12 ▪ USB ▪ RP-SMA ▪ Discrete I/O 	15 W max.	No

Compare Chart

Switch, Router, Gateway & WAP Devices



Board-Level: 3U CompactPCI Serial Industrial Ethernet Switches






	Type	Channels	Management	PoE	Dimensions	Front Connector	Consumption	Software
G101 	3U CompactPCI Serial	25 x 1000BASE-T, or 24 x 1000BASE-T and 1 x 2.5 Gb SFP Compatible with additional line cards	Fully Managed		3U, 4 HP	RJ45 + SFP or M12 A-coded	16 W	Management firmware
G102 	3U CompactPCI Serial	25 x 1000BASE-T, or 24 x 1000BASE-T and 1 x 2.5 Gb SFP Compatible with additional line cards	Fully Managed		3U, 4 HP	RJ45 + SFP or M12 X-coded	16 W	Management firmware
G301 	3U CompactPCI Serial	4+1 x 1000BASE-T	Unmanaged	PoE up to 28 W	3U, 4 HP	RJ45 or M12 A-coded	35 W (with PoE)	No
G304 	3U CompactPCI Serial	4+1 x 1000BASE-T	Unmanaged	PoE+ up to 61.6 W	3U, 4 HP	RJ45 or M12 X-coded	85 W (with PoE)	No
G303 	3U CompactPCI Serial	16 x 1000BASE-T	Unmanaged		3U, 4 HP	RJ45 or M12 A-coded	15 W	No

Compare Chart

Switch, Router, Gateway & WAP Devices



Board-Level: 3U CompactPCI Serial Line Cards for G101 and G102

	Type	Channels	CompactPCI Serial Slots	PoE	Front Connector	Consumption
GE1 	Gigabit Copper Ethernet	4x 1000BASE-TX	Peripheral slot	PoE+ (optional) up to 61.6 W	RJ45 or M12 (A-coded)	5 W (without PoE) 85 W (with PoE)
GE3 	Gigabit Copper Ethernet	4x 1000BASE-TX	Peripheral slot	PoE+ (optional) up to 61.6 W	RJ45 or M12 (X-coded)	5 W (without PoE) 85 W (with PoE)
GP1 	Gigabit Ethernet PHY	4x 1000BASE-TX	Peripheral slot	PoE+ (optional) up to 61.6 W	RJ45 or M12 (A-coded)	5 W (without PoE) 85 W (with PoE)
GP3 	Gigabit Ethernet PHY	4x 1000BASE-TX	Peripheral slot	PoE+ (optional) up to 61.6 W	RJ45 or M12 (X-coded)	5 W (without PoE) 85 W (with PoE)
GP2 	Gigabit SFP PHY	4x 1000BASE-SX/LX/ZX	Peripheral slot		SFP	5 W 15 W max. (depending on SFP)

Compare Chart