

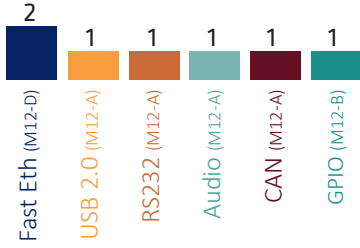




STANDARD RAILWAY PANEL PCS

	 <p>DC17</p>	 <p>DC15</p>
Screen	12.1" 4:3 TFT LCD panel	10.4" 4:3 TFT LCD panel
Resolution	1024 × 768 pixels (XGA)	1024 × 768 pixels (XGA)
User Interface	Projected Capacitive Touch (PCT)	32 backlit buttons with tactile feedback or: Projected Capacitive Touch (PCT)
CPU	AMD G-Series T40E dual-core	AMD G-Series T40E dual-core
Standard Interfaces	 <p>2 Fast Eth (M12-D) 1 USB 2.0 (M12-A) 1 RS232 (M12-A) 1 Audio (M12-A) 1 CAN (M12-A) 1 GPIO (M12-B)</p>	 <p>2 Fast Eth (M12-D) 1 USB 2.0 (M12-A) 1 RS232 (M12-A) 1 Audio (M12-A) 1 CAN (M12-A) 1 GPIO (M12-B)</p>
Wireless (LTE, GNSS (optional), WLAN)	<ul style="list-style-type: none"> 1 × PCIe Mini Card slot 1 × M.2 card slot 2 × micro-SIM card slot 	<ul style="list-style-type: none"> 1 × PCIe Mini Card slot 1 × M.2 card slot 2 × micro-SIM card slot
Power Supply	24 V DC nom. or 110 V DC nom. Ultra wide range input	24 V DC nom. or 110 V DC nom. Ultra wide range input